

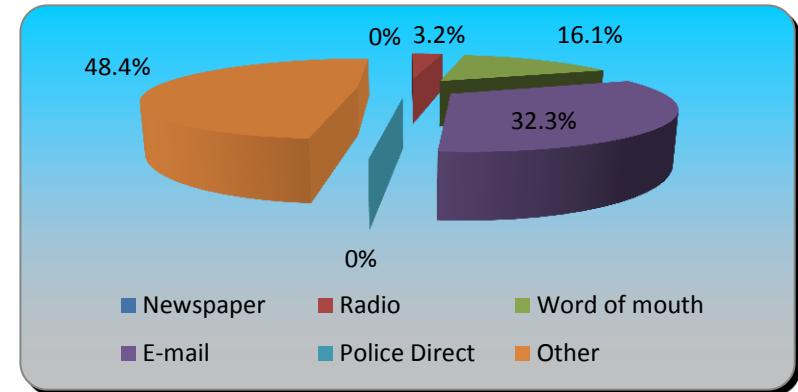
Turning Graphical Results by Question

Session Name: Felixstowe PCC meeting 10-9-2013 8-22 PM

Created: 10/9/2013 8:24 PM

1.) How did you hear about this event? (multiple choice)

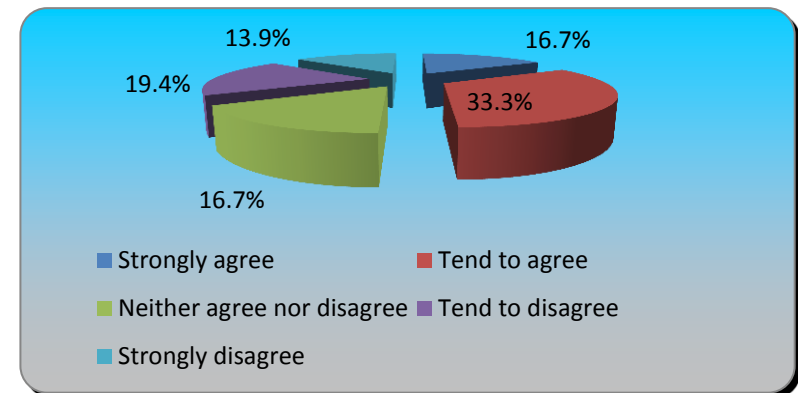
	Responses	
Newspaper	0	0%
Radio	1	3.23%
Word of mouth	5	16.13%
E-mail	10	32.26%
Police Direct	0	0%
Other	15	48.39%
Totals	31	100%



2.) Please say how much you agree or disagree with the following statement: The police in your area are dealing with the things that matter to people in your community.

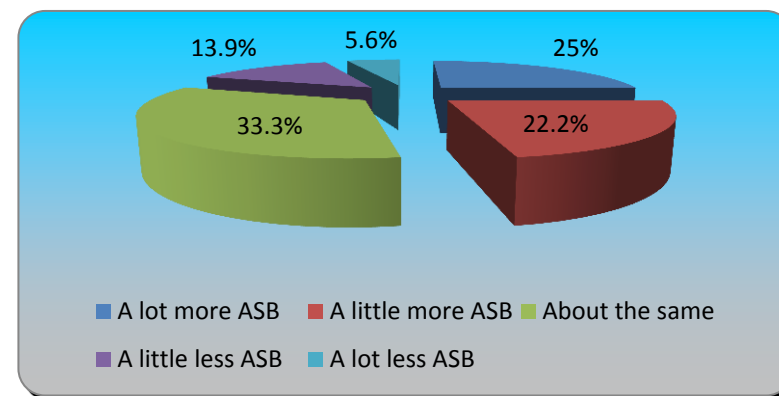
(multiple choice)

	Responses	
Strongly agree	6	16.67%
Tend to agree	12	33.33%
Neither agree nor disagree	6	16.67%
Tend to disagree	7	19.44%
Strongly disagree	5	13.89%
Totals	36	100%



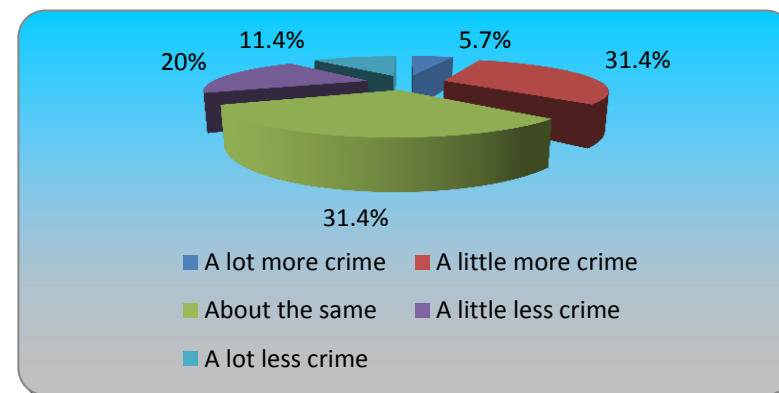
3.) How much would you say the levels of anti-social behaviour (ASB) have changed in the area where you live since two years ago? (multiple choice)

	Responses	
A lot more ASB	9	25%
A little more ASB	8	22.22%
About the same	12	33.33%
A little less ASB	5	13.89%
A lot less ASB	2	5.56%
Totals	36	100%



4.) How much would you say the crime rate has changed in the area where you live since two years ago? (multiple choice)

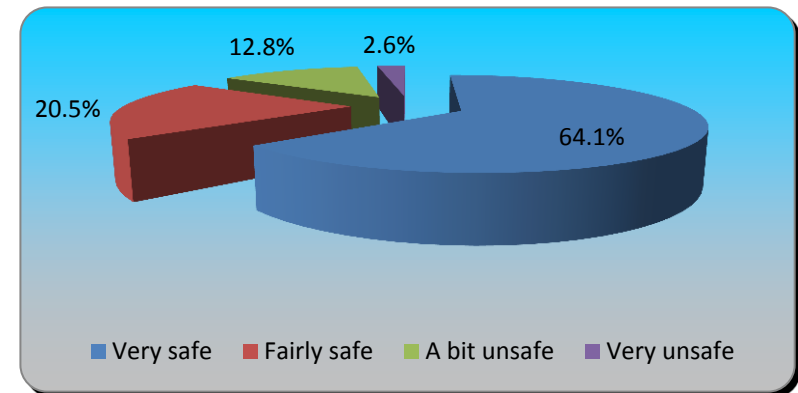
	Responses	
A lot more crime	2	5.71%
A little more crime	11	31.43%
About the same	11	31.43%
A little less crime	7	20%
A lot less crime	4	11.43%
Totals	35	100%



5.) How safe do you feel in the area where you live?

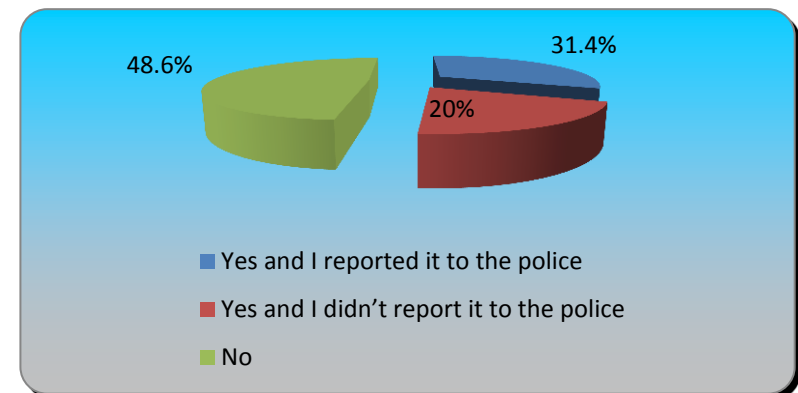
(multiple choice)

	Responses	
Very safe	25	64.10%
Fairly safe	8	20.51%
A bit unsafe	5	12.82%
Very unsafe	1	2.56%
Totals	39	100%



6.) Have you been a victim of crime or anti-social behaviour in the last twelve months? (multiple choice)

	Responses	
Yes and I reported it to the police	11	31.43%
Yes and I didn't report it to the police	7	20%
No	17	48.57%
Totals	35	100%




7.) The Constabulary has to deal with a variety of different types of crime and incidents. In your opinion what should be the top three priorities for the police? (Please select 3 answers) (multiple choice)

	Responses	
Alcohol and drug related issues	16	17.98%
Anti-social behaviour	12	13.48%
Criminal damage/vandalism	9	10.11%
House burglary	10	11.24%
Robbery	4	4.49%
Sexual offences	12	13.48%
Speeding/traffic offences	10	11.24%
Vehicle related crime (stealing cars/stealing...	1	1.12%
Violent crime	15	16.85%
Totals	89	100%

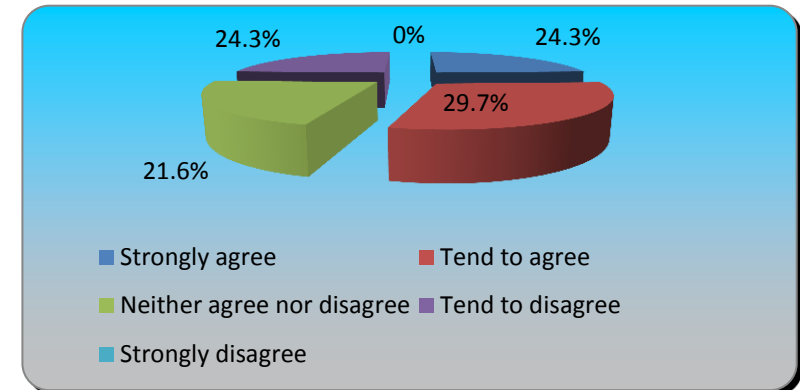
8.) Please say how much you agree or disagree that Suffolk police provides value for money in your area. (multiple choice)

	Responses
Strongly agree	24%
Tend to agree	30%
Neither agree nor disagree	22%
Tend to disagree	24%
Strongly disagree	0%
Totals	100%



9.) Please say how much you agree or disagree that Suffolk police provides value for money in your area. (multiple choice)

	Responses	
Strongly agree	9	24.32%
Tend to agree	11	29.73%
Neither agree nor disagree	8	21.62%
Tend to disagree	9	24.32%
Strongly disagree	0	0%
Totals	37	100%



10.) Which of these statements best reflects your view about how much you would pay for policing for 2014/15? (multiple choice)

	Responses	
I would be prepared to pay a little more	19	52.78%
I am broadly happy with the current amount	13	36.11%
I am concerned that I am already paying too m...	4	11.11%
Totals	36	100%

